


Classroom Attention Getters

For Each Month of the Year
...and More



Compiled by Amanda Madden – <http://www.teachingmaddenness.com>

Here are some of the cute variations that we use throughout the school year once they've mastered the class/yes.

September {teacher} All Set? {students} You bet!

October: {teacher} Hocus Pocus {students} Everybody Focus

November (testing month for us) {teacher} Ready to Rock? {students} Ready to Roll

December {teacher} Ho, Ho, Ho {students} Off to Work We Go

January {teacher} 10,9,8,7,6 {students} 5,4,3,2,1

February {teacher} Heart to Heart {students} We're Ready to Start

March (testing month for us) {teacher} Easy Peasy {students} Lemon Squeezy

April {teacher} Abra (students) Cadabra

May {teacher} Holy Moly! {students} Guacamole

When students are active in the classroom and I want them to settle and be seated, I use this one and they should be seated by the end...

{teacher} Criss Cross {students} Applesauce

When students are scattered around the classroom with learning games and I need to give additional instructions or make an announcement where I want their hands off of everything, I use one of these...

{teacher} Hands on Top {students} That Means Stop (students put hands on their heads)


{teacher} Macaroni and Cheese {students} Everybody Freeze (students freeze)

{teacher} Zip Your Lips {students} Hands on Hips (hands drop what they're doing and go on hips)

When I'm looking to have a little more fun, I'll use some fun animal action ones, such as these...

{teacher} Alligator, Alligator {students} Chomp, Chomp (with arms stretched in chomping motion)

{teacher} Mouse, Mouse {students} Squeak, Squeak (with hands on face as whiskers)



Class?


Yes?

A cartoon girl with dark skin, black hair in pigtails, and a large smile. She is wearing a light blue dress and holding a yellow pencil with a red eraser. A speech bubble points from her mouth to the text.

All Set?

A cartoon boy with light skin and brown hair, smiling. He is wearing an orange shirt and holding a green book open. A speech bubble points from his mouth to the text.

You Bet!




Hocus Pocus!

**Everybody
Focus!**



Ready to Rock?

Ready
to Roll!






Ho! Ho! Ho!


Off to
Work We
Go!






10, 9, 8, 7, 6...

...5, 4,
3, 2, 1






Heart to Heart


We're
Ready to
Start!





Easy Peasy!

**Lemon
Squeezy!**





Abra...




Cadabra!



Holy Moly!

Guacamole!






Criss-Cross

Applesauce!



Hands on Top

**That Means
Stop!**



A cartoon girl with blonde hair in a bun, wearing a green dress, holding a red apple in her right hand. She is pointing with her left hand towards a speech bubble.

Macaroni & Cheese


A cartoon boy with blonde hair, wearing a green shirt, sitting at a brown desk. He is holding a yellow pencil in his right hand and pointing with his left hand towards a speech bubble.

Everybody
Freeze!



Zip Your Lips


**Hands on
Hips!**



The background is a purple pattern of white interlocking loops. A black line with white circles runs across the top and bottom. On the left, a girl with dark skin and black hair in pigtails wears a blue dress and holds a yellow pencil. On the right, a girl with light skin and brown hair wears a pink dress and sits at a brown desk with a yellow pencil and a red apple. A large speech bubble from the girl on the left contains the text 'Alligator, Alligator'. A smaller speech bubble from the girl on the right contains the text 'Chomp! Chomp!'.

**Alligator,
Alligator**

**Chomp!
Chomp!**



Mouse, Mouse

**Squeak!
Squeak!**

